

PS-52 (DC POWER SUPPLY)

PS-52 SPECIFICATIONS

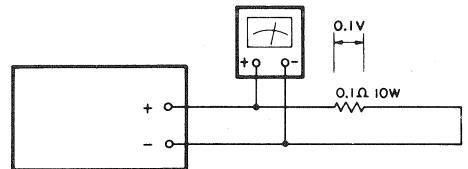
VERSIONS	PS-52		
	U.S.A.	Europe and General markets	U.K. and Oceania
Power requirements	120 VAC \pm 10%, 60 Hz	* 120/220 - 240 VAC \pm 10%, 50/60 Hz	240 VAC \pm 10%, 50/60 Hz
Output voltage	13.8 VDC (Reference)		
Rated output current	22.5A (25% duty cycle) 16A (50% duty cycle)		
Output voltage regulation	Within \pm 0.7 V (at 120/220 - 240 VAC \pm 10% variation with 22.5A) Within \pm 0.7 V (at load current variation from 2 to 22.5A)		
Ripple voltage	Less than 20 mVrms (at 13.8 VDC/ 22.5A)		
Power consumption	Approx. 500 W (at 13.8 VDC/20A)		
Dimensions (W x H x D) Dimensions in [] include projections.	180 x 120 x 310 mm [183 x 134 x 343 mm] 6-27/32" x 4-23/32" x 12-7/32" [7-7/32" x 5-9/32" x 13-1/2"]		
Weight	Approx. 7.9 kg (17.4 lbs)		

NOTES:

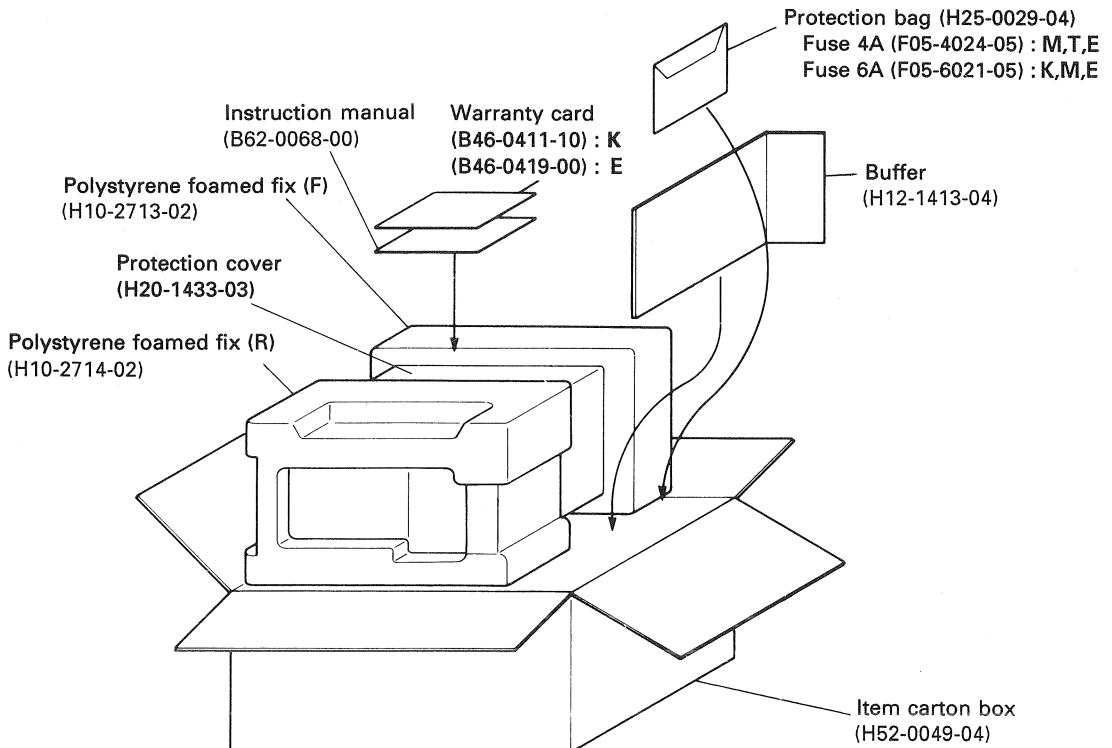
1. Rating are subject to change without notice due to advancements in technology.
2. *: Switchable. AC voltage is preset to 220 - 240 VAC at the factory.

PS-52 ADJUSTMENT

1. POWER : OFF
2. Connect the 0.1 Ω 10W resistor to output terminal.
3. POWER switch is turned on, then adjust obtain the proper 0.1V voltage by VR2.



PS-52 PACKING



PS-52 (DC POWER SUPPLY)

※ New Parts

Parts without Parts No. are not supplied.

Les articles non mentionnés dans le Parts No. ne sont pas fournis.


Telle ohne Parts No. werden nicht geliefert.

Ref. No. 参照番号	Address 位置	New Parts 新	Parts No. 部品番号	Description 部品名 / 規格	Desti- nation 向	Re- marks 備考
PS-52						
		*	A01-2016-02	CASE(UPPER)		
		*	A01-2017-02	CASE(LOWER)		K, T
		*	A01-2018-02	CASE(LOWER)		M, E
			A23-1505-03	REAR PANEL		T, E
		*	A23-1506-03	REAR PANEL		M
			A23-1510-03	REAR PANEL		K
			A62-0047-03	PANEL ASSY		
			B41-0659-14	CAUTION LABEL		K
			B41-0660-04	CAUTION LABEL		K
			B42-2454-04	SERIAL LABEL		
			B42-3343-04	SERIAL LABEL		
			B42-3346-04	SPEC. LABEL(FUSE)		K
			B42-3355-04	SPEC. LABEL(EARTH)		T, E
			B42-3374-04	SPEC. LABEL		M
		*	B42-3449-04	LABEL		E
			B42-3454-04	LABEL(FUSE,F1)		M, E, T
			B46-0411-10	WARRANTY CARD		K
			B46-0419-00	WARRANTY CARD		E
		*	B62-0068-00	INSTRUCTION MANUAL		
		*	B72-0084-04	MODEL NAME PLATE		K
		*	B72-0085-04	MODEL NAME PLATE		M, E
		*	B72-0086-04	MODEL NAME PLATE		T
C1	-4		CK45F1H103Z	CERAMIC 0.010UF Z		
C5			C90-2085-05	ELECTRO 47000UF 25WV		
C6			CK45F1H473Z	CERAMIC 0.047UF Z		
		*	E20-0284-05	TERMINAL BOARD		E
			E30-0585-25	AC POWER CORD		T
			E30-0602-05	AC POWER CORD CORD		K, M
			E30-2120-05	AC POWER CORD CORD		
			E31-3373-15	LEAD WITH TERMINAL		
			E31-3374-05	LEAD WISH TERMINAL		
			E31-3375-05	LEAD WISH TERMINAL		
			E31-3377-05	LEAD WISH CONNECTOR		
			E31-3379-05	LEAD WISH CONNECTOR		
			E31-3454-05	LEAD WISH TERMINAL		
			F01-0962-13	HEAT SINK		
			F05-4024-05	FUSE(4A)		M, T, E
			F05-6021-05	FUSE(6A) ACSY		M, E
			F09-0421-05	FUSE(6A)		K
			F09-0423-15	FAN		
			F20-1005-04	INSULATING BOARD		
			F29-0436-04	INSULATING BUSH(Q1, 2)		
		*	H10-2713-02	POLYSTYRENE FOAMED FIXTURE(F)		
		*	H10-2714-02	POLYSTYRENE FOAMED FIXTURE(R)		
			H12-1413-04	BUFFER		
			H20-1433-03	PROTECTION COVER		
			H25-0029-04	PROTECTION BAG(FUSE)		
			H25-0105-04	PROTECTION BAG(AC POW. CORD)		
		*	H52-0049-04	ITEM CARTON BOX		
			J02-0049-14	FOOT(REAR)		
			J02-0423-04	FOOT(FRONT OUTSIDE)		

E: Scandinavia & Europe K: USA P: Canada W: Europe

U: PX(Far East, Hawaii) T: England M: Other Areas

UE: AAFES(Europe) X: Australia

 indicates safety critical components.

PS-52 (DC POWER SUPPLY)

× New Parts

Parts without Parts No. are not supplied.

Les articles non mentionnés dans le Parts No. ne sont pas fournis.


Teile ohne Parts No. werden nicht geliefert.

Ref. No. 参照番号	Address 位置	New Parts 新	Parts No. 部品番号	Description 部品名 / 規格	Desti- nation 仕 向	Re- marks 備考
			J02-0424-04 J13-0033-15 J19-0306-05 J21-4179-04 J21-4328-03	FOOT(FRONT INSIDE) FUSE HOLDER CORD HOLDER(PANEL) MOUNTING HARDWARE(ELECTRO) MOUNTING HARDWARE(FAN)	K	
		*	J42-0024-15 J42-0085-05 J61-0307-05	CORD BUSHING CORD BUSHING WIRE BAND	K, M T, E	
			K29-4636-04	PUSH KNOB(POWER)		
T1		*	L01-8462-05	POWER TRANSFORMER(240V)	T	
T1		*	L01-8471-05	POWER TRANSFORMER(120V)	K	
T1		*	L01-8475-05	POWER TRANSFORMER(120/230V)	M, E	
			N09-0372-04 N09-0754-05 N09-2033-04 N09-2050-05 N14-0535-04	SCREW(PULLEY) SCREW BIND HEAD SCREW(TRANSISTOR) ROUND HEAD SCREW(EARTH) HEX.NUT(TRANSISTOR)	T, E	
			N16-0040-46 N19-0642-04 N30-3004-46 N30-4018-46 N33-3008-41	SPRING WASHER(DIODE) FLAT WASHER(TRANSISTOR) ROUND HEAD SCREW(MOTOR MOUNT.) ROUND HEAD SCREW(DIODE) FLAT HEAD SCREW		
			N50-3008-41 N87-3006-46 N87-3014-46 N87-4008-45 N87-4008-46	BINDING HEAD TAPPING SCREW BRAZIER HEAD TAPTITE SCREW BRAZIER HEAD TAPTITE SCREW BRAZIER HEAD TAPTITE SCREW BRAZIER HEAD TAPTITE SCREW	M, E	
			N88-3008-46	FLAT HEAD TAPTITE SCREW(POW SW)		
S1			S40-1416-05	PUSH SWITCH(POWER)		
S2			S31-2126-05	SLIDE SWITCH(VOLTAGE SEL.)	M, E	
D1			S25VB10	DIODE		
D2			TLR205	LED		
Q1 , 2			2N5885	TRANSISTOR		
		*	X43-3030-01	POWER SUPPLY UNIT		
POWER SUPPLY UNIT (X43-3030-01)						
C1 -3			CK45F1H103Z	CERAMIC 0.010UF Z		
C4			CK45F1H473Z	CERAMIC 0.047UF Z		
C5			CE04EW1C331M	ELECTRO 330UF 16WV		
C6			CE04EW1A470M	ELECTRO 47UF 10WV		
C7			CK45F1H103Z	CERAMIC 0.010UF Z		
C8			CK45F1H473Z	CERAMIC 0.047UF Z		
C9 -11			C90-0814-05	ELECTRO 4700UF 25WV		
C12			CQ92M1H104K	MYLAR 0.10UF K		
C13			CK45B1H102K	CERAMIC 1000PF K		
C14			C91-0647-05	CERAMIC 0.01UF P		
C15 , 16			C91-1075-05	CERAMIC 470PF K		
			E23-0022-04 E23-0462-05 E40-3237-05 E40-0470-05 E31-0302-05	TERMINAL TAB TERMINAL MINI-CONNECTOR(2P) PIN ASSY(4P) JUMPER WIRE		
CN1 , 2		*				
CN3						
W1						

E: Scandinavia & Europe K: USA P: Canada W: Europe

U: PX(Far East, Hawaii) T: England M: Other Areas

UE: AAFES(Europe) X: Australia

 indicates safety critical components.

PS-52 (DC POWER SUPPLY)

× New Parts

Parts without Parts No. are not supplied.

Les articles non mentionnes dans le Parts No. ne sont pas fournis.


Teile ohne Parts No. werden nicht geliefert.

Ref. No. 参照番号	Address 位置	New Parts 新	Parts No. 部品番号	Description 部品名 / 規格	Desti- nation 仕向	Re- marks 備考
			F29-0072-05	CONDENSER COVER		
			J13-0055-15	FUSE HOLDER		
			J31-0502-14	COLLAR(PC BOARD)		
			J42-0428-05	BUSHING(PC BOARD)		
R1			RD14BB2C391J	RD 390 J 1/6W		
R2			R92-1202-05	FUSE R 2.2 J 2W		
R3			RS14KB3F121J	FL-PROOF RS 120 J 3W		
R4			RD14BB2C272J	RD 2.7K J 1/6W		
R5			RD14BB2C102J	RD 1.0K J 1/6W		
R6			RD14BB2C473J	RD 47K J 1/6W		
R7 ,8			RS14KB3A1R0J	FL-PROOF RS 1.0 J 1W		
R9			RD14BB2C182J	RD 1.8K J 1/6W		
R10 ,11			RS14KB3A331J	FL-PROOF RS 330 J 1W		
R12			RD14BB2C471J	RD 470 J 1/6W		
R13			RD14BB2C472J	RD 4.7K J 1/6W		
R14			RD14BB2C153J	RD 15K J 1/6W		
R15			RS14KB2H471J	FL-PROOF RS 470 J 1/2W		
R16			RD14BB2C123J	RD 12K J 1/6W		
R17			RD14BB2C822J	RD 8.2K J 1/6W		
R18			RD14BB2C333J	RD 33K J 1/6W		
R19			RD14CB2C392J	RD 3.9K J 1/6W		
R20			RS14KB3A820J	FL-PROOF RS 82 J 1W		
R21			RD14BB2C223J	RD 22K J 1/6W		
R22			RD14BB2C472J	RD 4.7K J 1/6W		
VR1			R12-0094-05	TRIMMING POT.470		
VR2			R12-6012-05	TRIMMING POT.470K		
D1			1S1555	DIODE		
D2 ,3			DSA3A1	DIODE		
D4			UZ9.1BL	ZENER DIODE		
D5			1S1555	DIODE		
D6			UZ9.1BL	ZENER DIODE		
D7			UZ15BH	DIODE		
D8			1S1555	DIODE		
Q1			2SA562(Y)	TRANSISTOR		
Q2 ,3			2SC2458(Y)	TRANSISTOR		
Q4			2SB941(Q)	TRANSISTOR		
Q5			2SC2458(Y)	TRANSISTOR		
TH-1			32D27	THERMISTER		
TH-2			5TP41L	THERMISTER		

E: Scandinavia & Europe K: USA P: Canada W: Europe

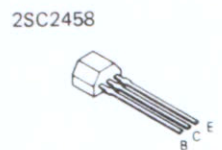
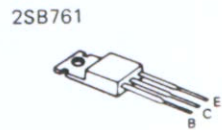
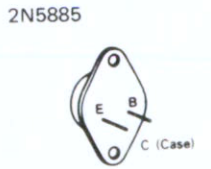
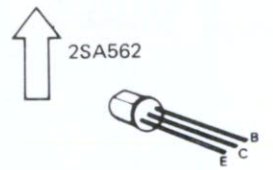
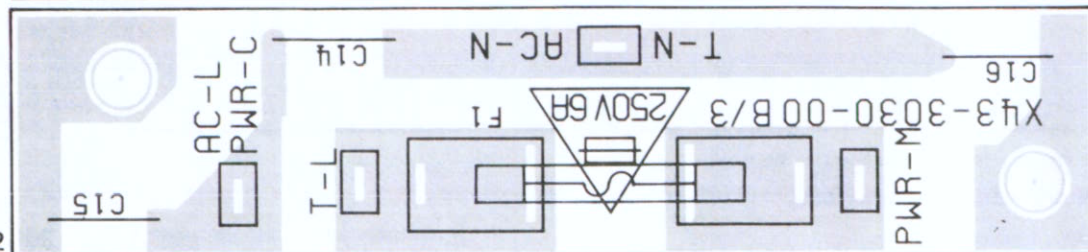
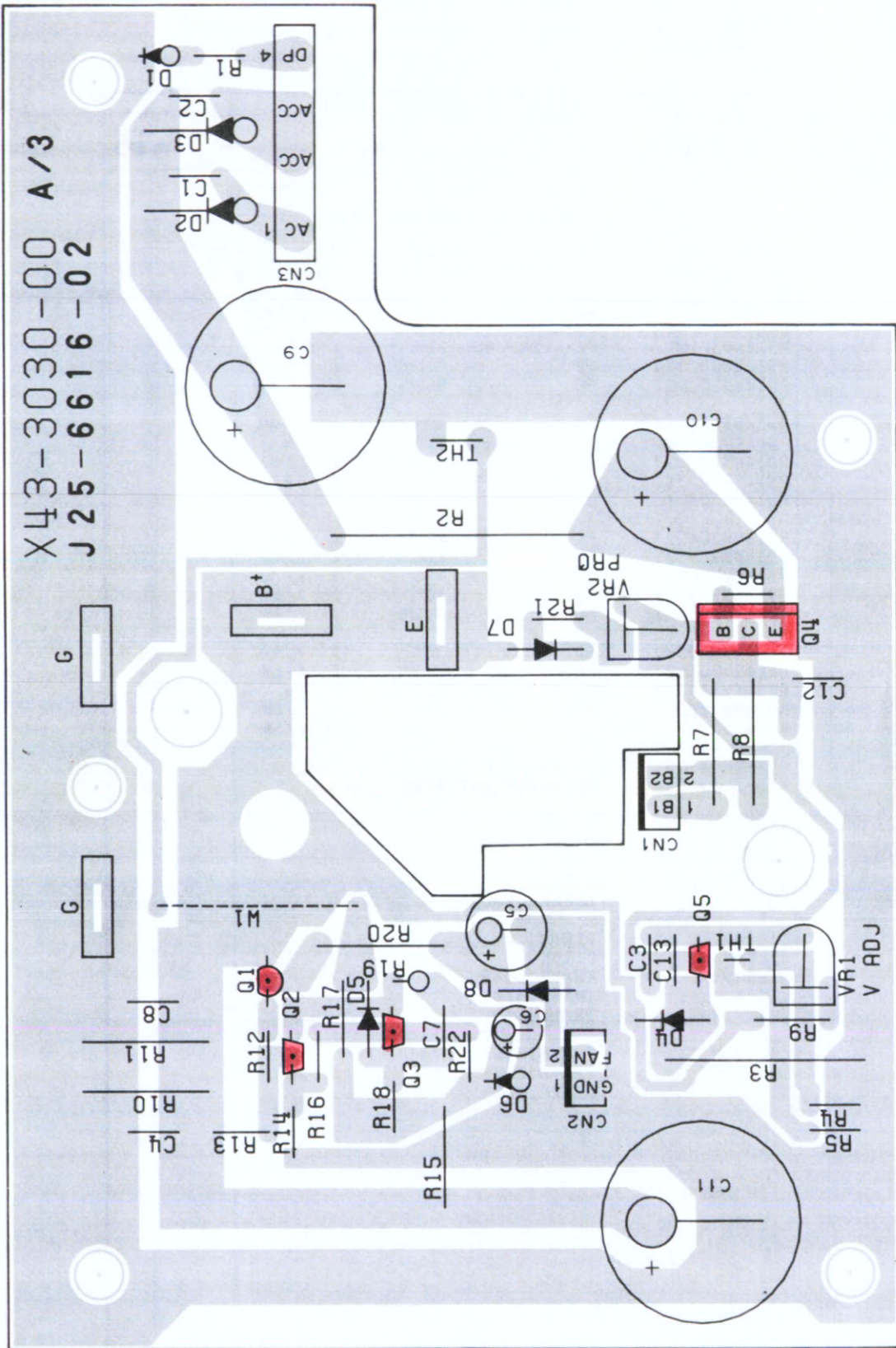
U: PX(Far East, Hawaii) T: England M: Other Areas

UE: AAFES(Europe) X: Australia

 indicates safety critical components.

PS-52 (DC POWER SUPPLY)

X43-3030-00 A/3
J25-6616-02



PS-52 (DC POWER SUPPLY)

