Admiral

CHASSIS 4L2B, MODELS 4L26B, 4L27B, 4L28B, 4L29B

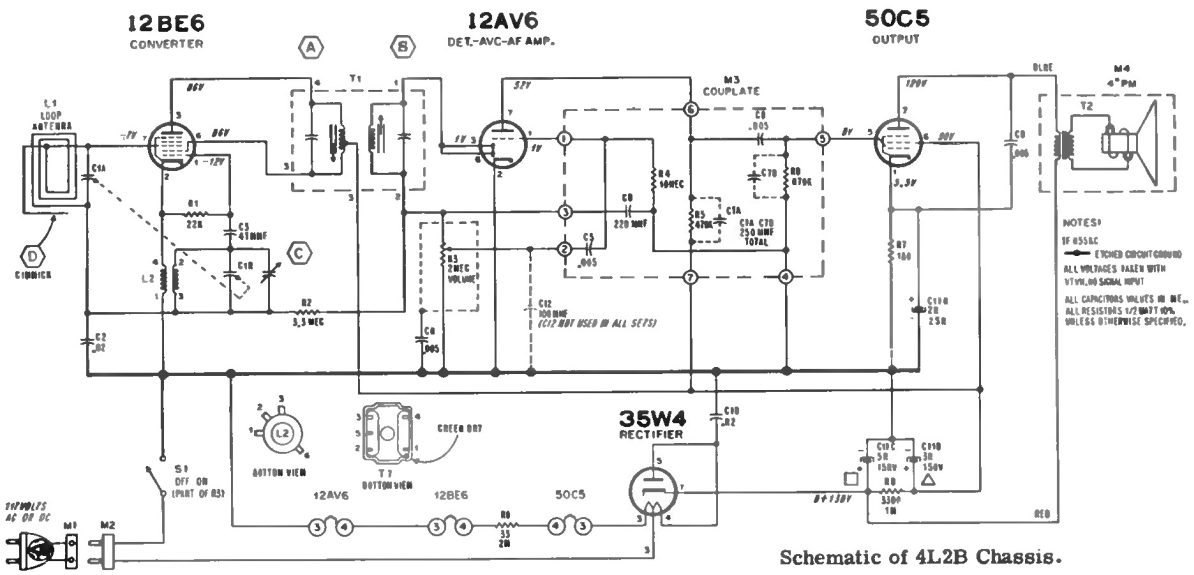

Schematic of 4L2B Chassis.

After start of production of the 4L2B chassis, two components were added to provide better shielding and better RF by-passing in the audio stages.

A metal shield (Admiral part number 15A2267-1) was installed over the audio couplate (M3) with one point soldered to pin No. 4 on the couplate. A 100 mmf capacitor (part number 65D10-154) was added from the center-tap of the volume control (R3) to the etched foil ground.

In some cases this capacitor was installed on the rear of the board and in other cases it was added on component side of board on the Volume control terminals.

The 4L2B chassis is a completely new design of the very popular 4L2 and 4L2A chassis.

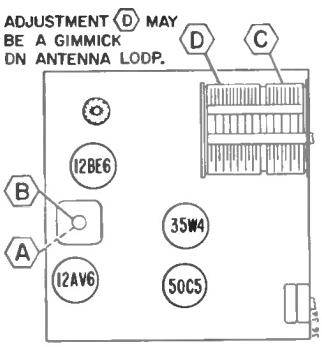

Tube and Alignment Point Locations.

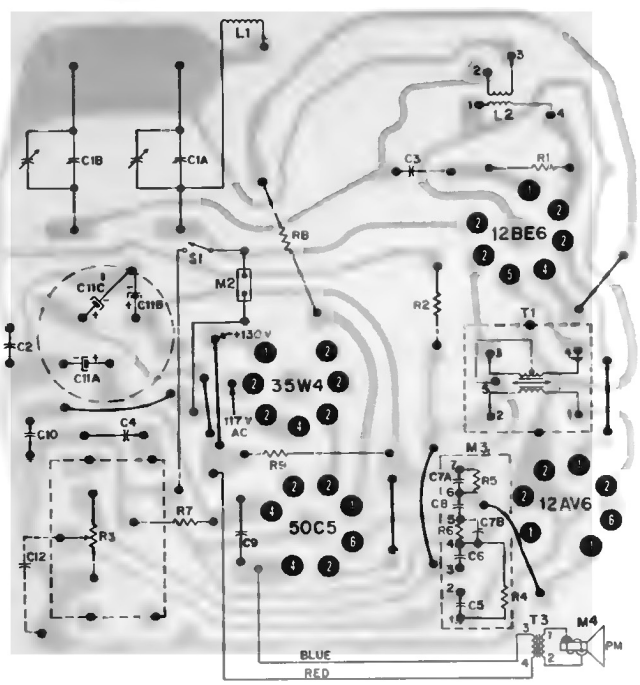

Rear View of Etched Circuit Board, Used in 4L2B Chassis.