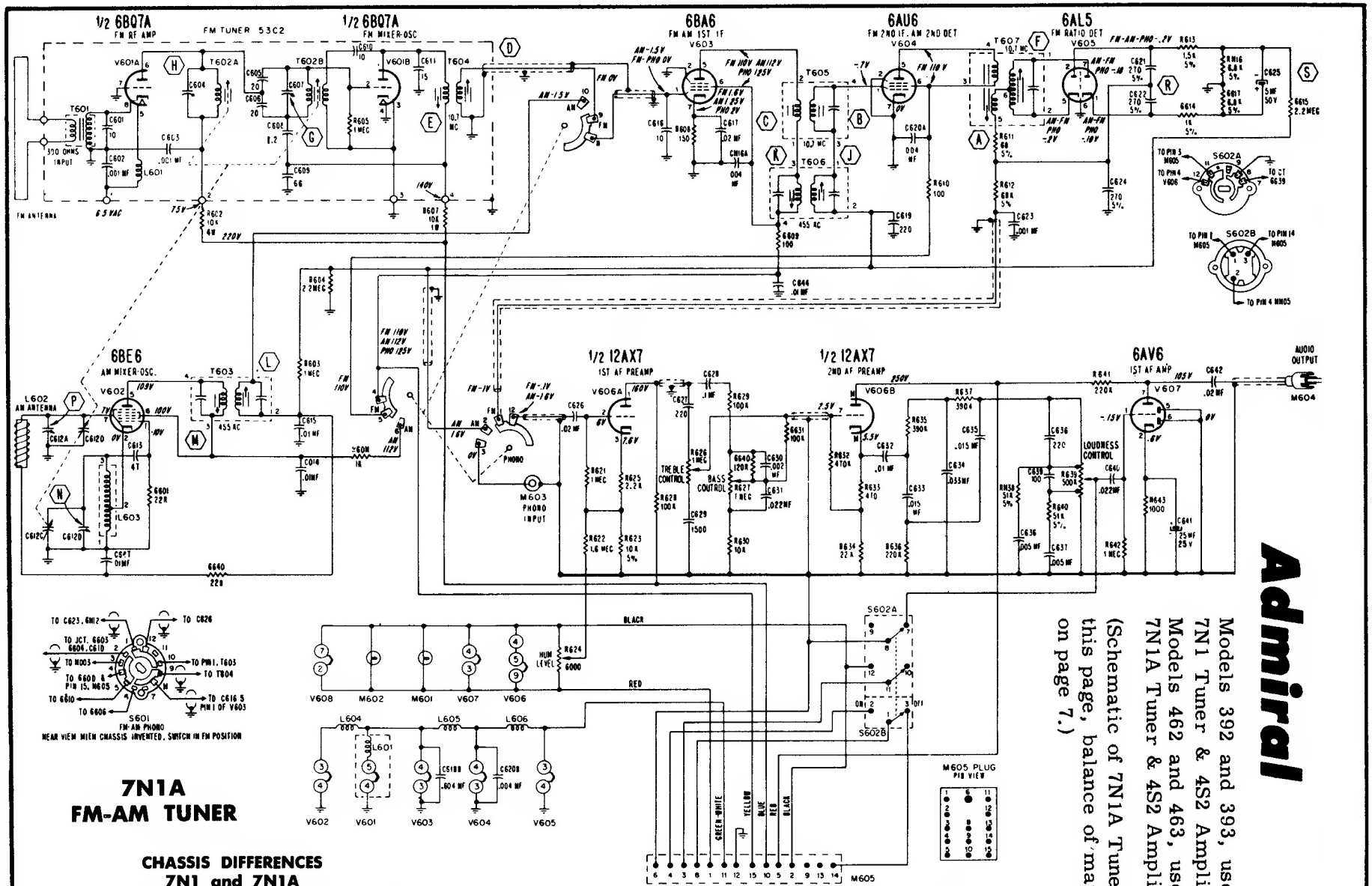

Admiral

Models 392 and 393, use 7N1 Tuner & 4S2 Amplifier; Models 462 and 463, use 7N1A Tuner & 4S2 Amplifier.

(Schematic of 7N1A Tuner on this page, balance of material on page 7.)

7N1A FM-AM TUNER

CHASSIS DIFFERENCES 7N1 and 7N1A

The 7N1A FM-AM Tuner is similar to the 7N1 FM-AM Tuner covered in S810. The 7N1A has a new AM converter circuit. All 7N1A chassis are mounted in the inverted position in the cabinet.

A. M. I. F. 455 KC.
F. M. I. F. 10.7 MC.

Voltages shown on schematic diagram.
All measurements, except some filament voltages, are taken with respect to chassis ground.

Admiral

7N1 and 7N1A AM-FM TUNERS and 4S2 HI-FI AMPLIFIER

Models 392, 393, 462, and 463.

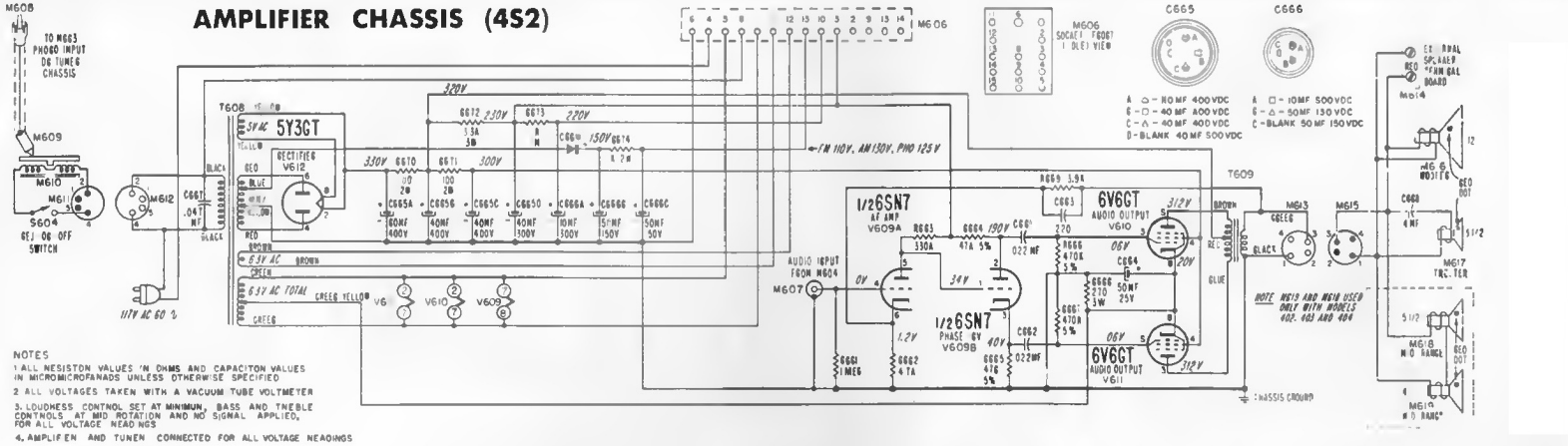

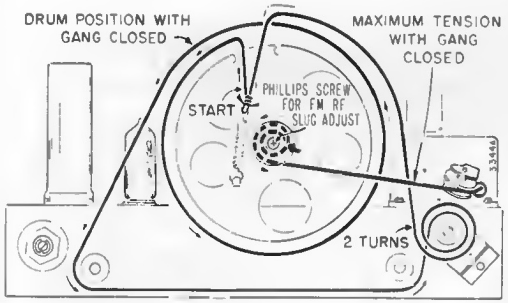

Dial Stringing (Early Production).

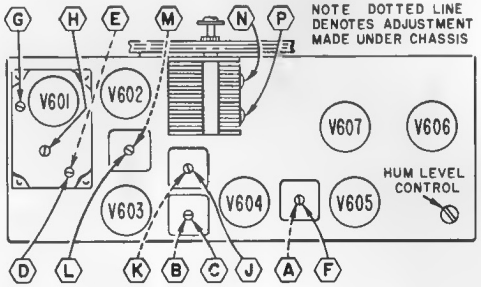

Top View of Tuner Chassis. Tube locations and alignment points shown.

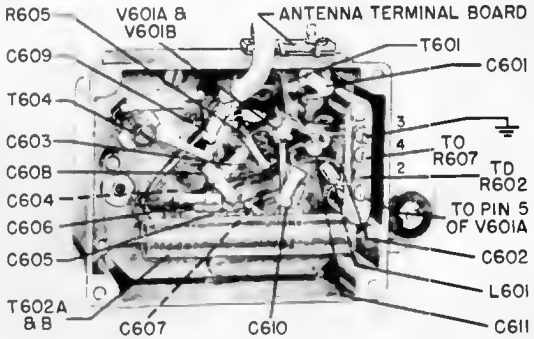

Bottom View of FM Tuner Sub-chassis. Location of components shown.

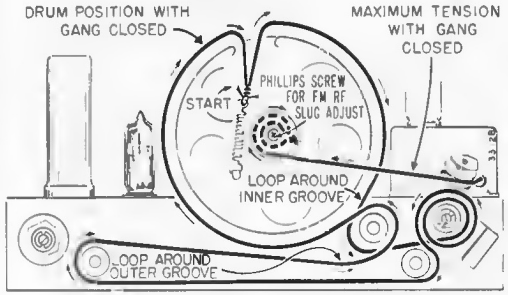

Dial Stringing (Present Production).

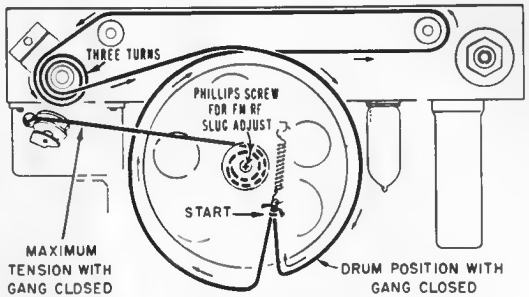

Dial Stringing (Chassis 7N1A).

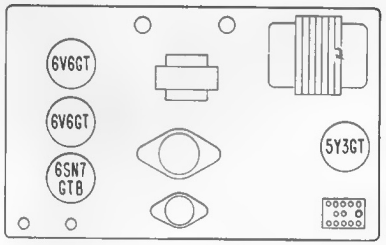

Top View of Amplifier Chassis. Tube locations shown.

Material applicable to 7N1 and 7N1A Tuners and 4S2 Amplifier.