
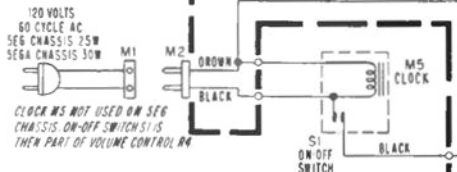
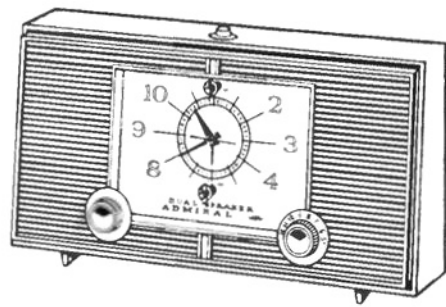


NOTES
 1F = 455AC
 ● COMMON GROUND
 ALL VOLTAGES TAKEN WITH VTVM WITH 120VAC LINE, NO SIGNAL INPUT.
 ALL VOLTAGES ±10%
 ALL CAPACITOR VALUES IN P.F.
 ALL RESISTORS 1/2 WATT 10%
 UNLESS OTHERWISE SPECIFIED.
 * C74 PLUS C70 TOTALS 250 P.F.
 WARNING: USE AN ISOLATION TRANSFORMER WHEN ALIGNING OR TAKING VOLTAGES.



TOP VIEW OF CHASSIS SHOWING COMPONENTS AND ALIGNMENT POINTS

Note: Dashed (---) lines indicate slug nearest chassis.



YHC793, 99

Admiral

SE6 & SE6A
 CHASSIS

Models: YR503, YH713, YH717, YH723,
 YH727, YH731, YHC777, YHC793, YHC799,
 YHC801, YK803.