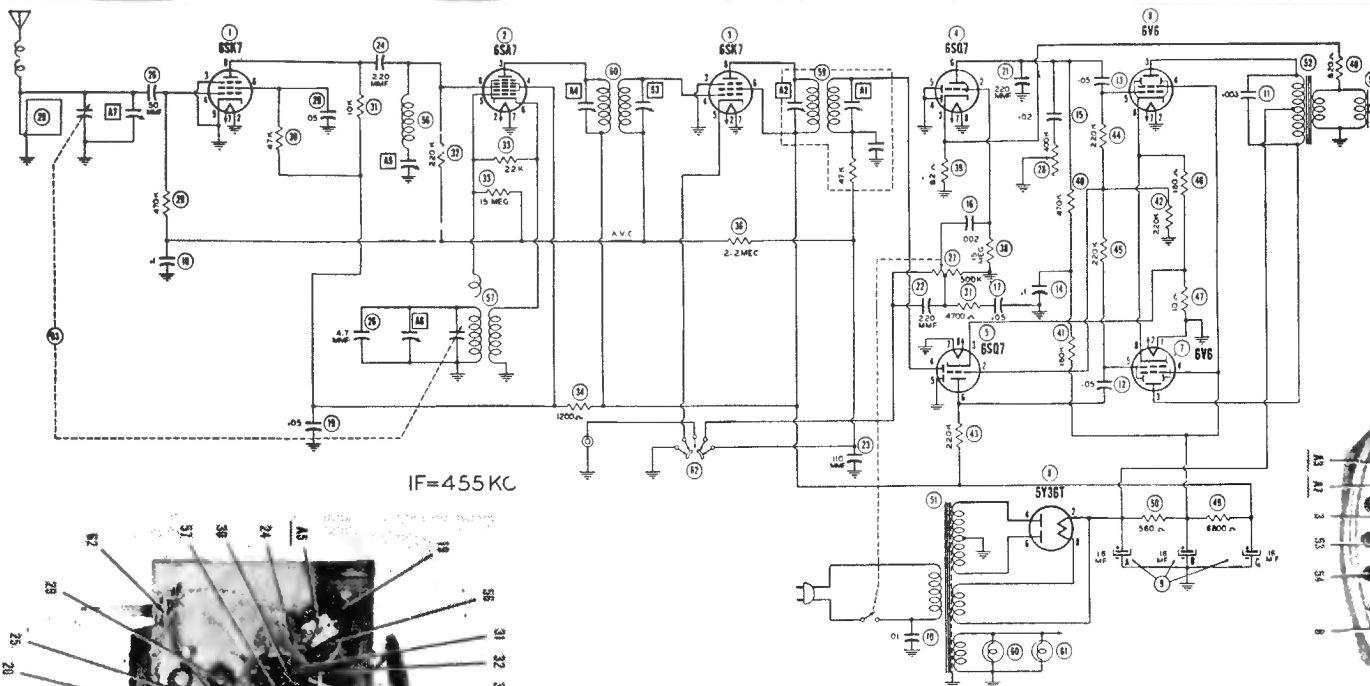



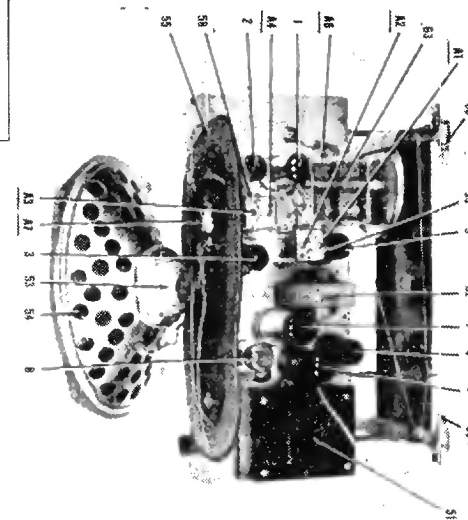
# EMERSON RADIO

**MODEL: 577**

CHASSIS MODEL: 120012B



IF=455 KC



For Alignment set volume control in maximum position; signal generator output just high enough to obtain reading.

	DUMMY ANTENNA	SIGNAL GENERATOR COUPLING	SIGNAL GENERATOR FREQUENCY	RADIO DIAL SETTING	OUTPUT METER	ADJUST	REMARKS
1	.1 mfd.	High side to Pin 8 (grid) of 6SA7. Low side to chassis.	455KC	Tuning cap. fully open.	Across voice coil.	A1, A2, A3, A4	Adjust for maximum output.
2	200 mmf.	High side to ext. ant. lead. Low side to chassis.	"	Tuning cap. fully closed.	"	A5	Adjust for minimum output.
3	200 mmf.	"	1620KC	Tuning cap. fully open.	"	A6	Adjust for maximum output
4	200 mmf.	"	1400KC	Tune for maximum output.	"	A7	" " "
5	200 mmf.	"	600KC	"	"		Adjust outside turn of loop for maximum output.

