

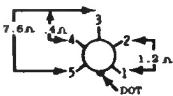
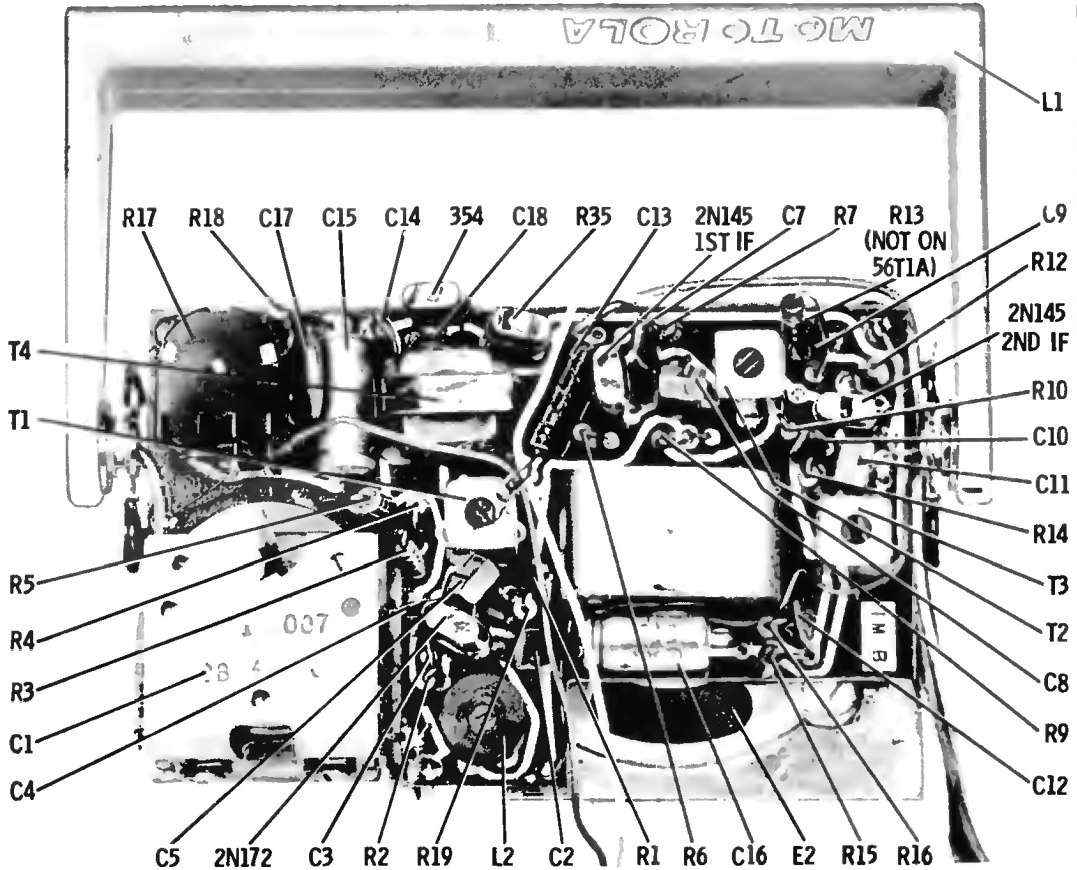
# MOTOROLA

MODELS	CHASSIS
56T1A	HS-553
56T1B	HS-554

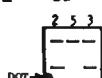
These sets are very similar to Chassis HS-483, Model 56T1. In fact, Model 56T1B may be considered a later version of these earlier sets. In servicing, changes in 56T1B circuit may be followed to secure improved operation.

Resistances measured with transistor out of associated circuit.  
\*These capacitors may be built into the IF transformers on some sets.  
R19 value selected during production to adjust gain of set. Values from 68K to 120K may be used. Not used in all sets, however.

NOTES:  
Capacitors - Decimal values in MF, all others in MMF unless otherwise specified.  
Voltages - Measured from point indicated to braided lead (ground) with a VTVM. No signal input, vol. at max.  
Tuning range - 530 to 1620 Kc.  
IF - 455 Kc.



L2 CONNECTIONS  
(TOP VIEW)



T1, T2, & T3  
CONNECTIONS

TYPES 2N172, 2N145,  
& R35



TYPE 2N185 (354)

TRANSISTOR CONNECTIONS

