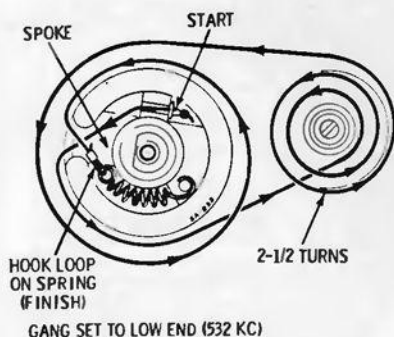


# MOTOROLA Chassis HS-759, Models X11B, E, G, R

This material is exact for later production; some earlier sets used a different printed circuit board with different placement, and several different valued parts.

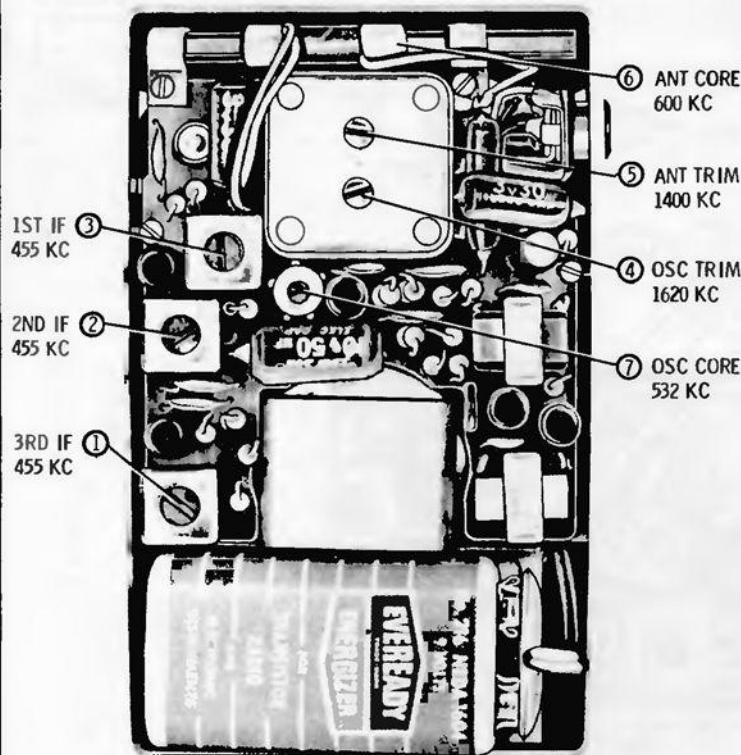
(Continued on page 97)

MODEL	CHASSIS
X11B	HS-759
X11E	HS-759
X11G	HS-759
X11R	HS-759

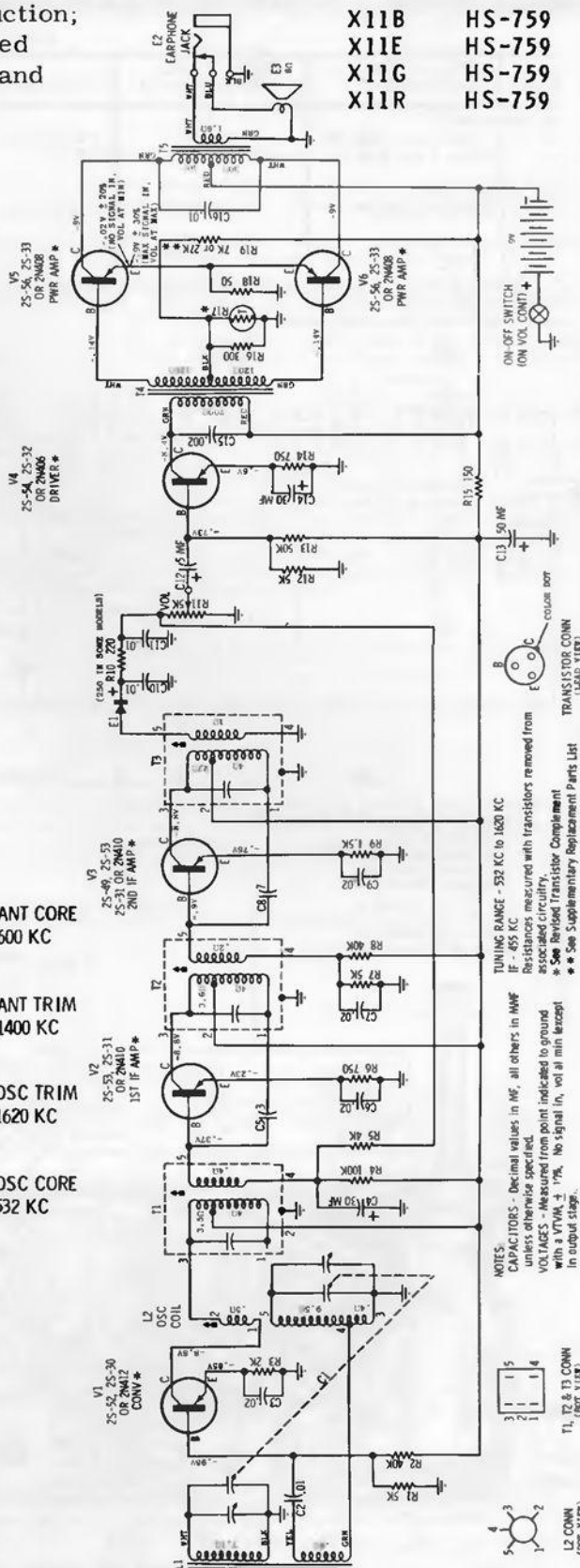


## CHASSIS REMOVAL AND REINSTALLATION

The complete chassis is removed by opening the back and removing the two small screws securing the chassis to the cabinet. Loosening the phone jack will then complete removal from the cabinet. No unsoldering and resoldering is required. The chassis is free from the cabinet and is an operating unit that can be checked and completely repaired before reinstallation in the cabinet.



ALIGNMENT POINTS LOCATION



# MOTOROLA Chassis HS-759, Models X11B, -E, -G, -R, Continued

## SUPPLEMENTARY REPLACEMENT PARTS LIST

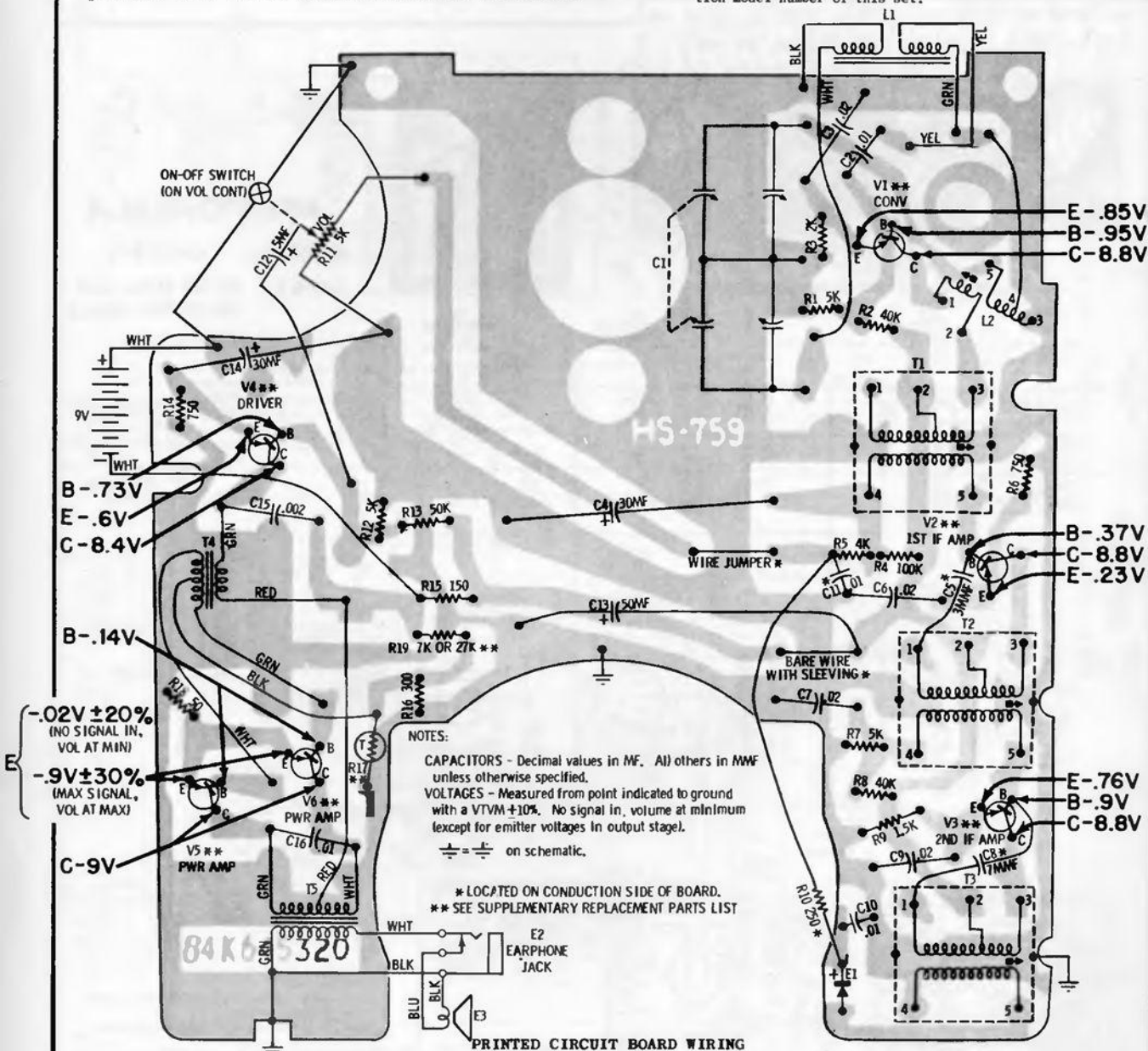
Ref. No.	Part Number	Description
<b>ELECTRICAL PARTS</b>		
C-5	*21K645601	Capacitor, cer disc: 3 muf (some sets used 5 muf; when replacing, use the 3 muf listed)
R-10	6B127800	Resistor, carbon: 220 10% 1/4W (some sets used 250Ω; when replacing, use the 220Ω listed)
R-18	6K645513	Resistor, carbon: 50 10% 1/8W
R-19	8K644108	Resistor, carbon: 7000 10% 1/8W (in some sets)
	6K121300	Resistor, carbon: 27,000 10% 1/2W (in some sets)

Some early sets used a different printed circuit board and a few different valued parts, and other differences in location.

V-1	48K844678	Transistor, type 2S-52: PNP (converter-also replaces type 2S-30 or 2N412 used in some sets)
V-2	48K644877	Transistor, type 2S-53: PNP (1st IF -also replaces type 2S-31, 2S-53 or 2N410 used in some sets)
V-3	*48K645867	Transistor, type 2S-49: PNP (2nd IF -also replaces type 2S-31, 2S-53 or 2N410 used in some sets)
V-4	48K644878	Transistor, type 2S-54: PNP (driver - also replaces type 2S-32 or 2N406 used in some sets)
V-5,8	48K644679	Transistor, type 2S-56: PNP (power amp -also replaces type 2S-33 used in some sets)
	48A124377	Transistor, type 2N408: PNP (power amp -used in some sets)

## MECHANICAL PARTS

\*84K845320 Board, printed circuit: less all components  
Note: When ordering, specify part number found on original board, and mention model number of this set. If part number is different from that found in this parts list, order by complete part number found on board and mention model number of this set.



(Shown from conduction side of printed circuit board. Components shown appear on opposite side. To further aid servicing, the base, emitter, and collector voltages are included.)