

SW/MW/FM STEREO RECEIVER

KX-303

FSAW

Tuner ass'y AWE-006

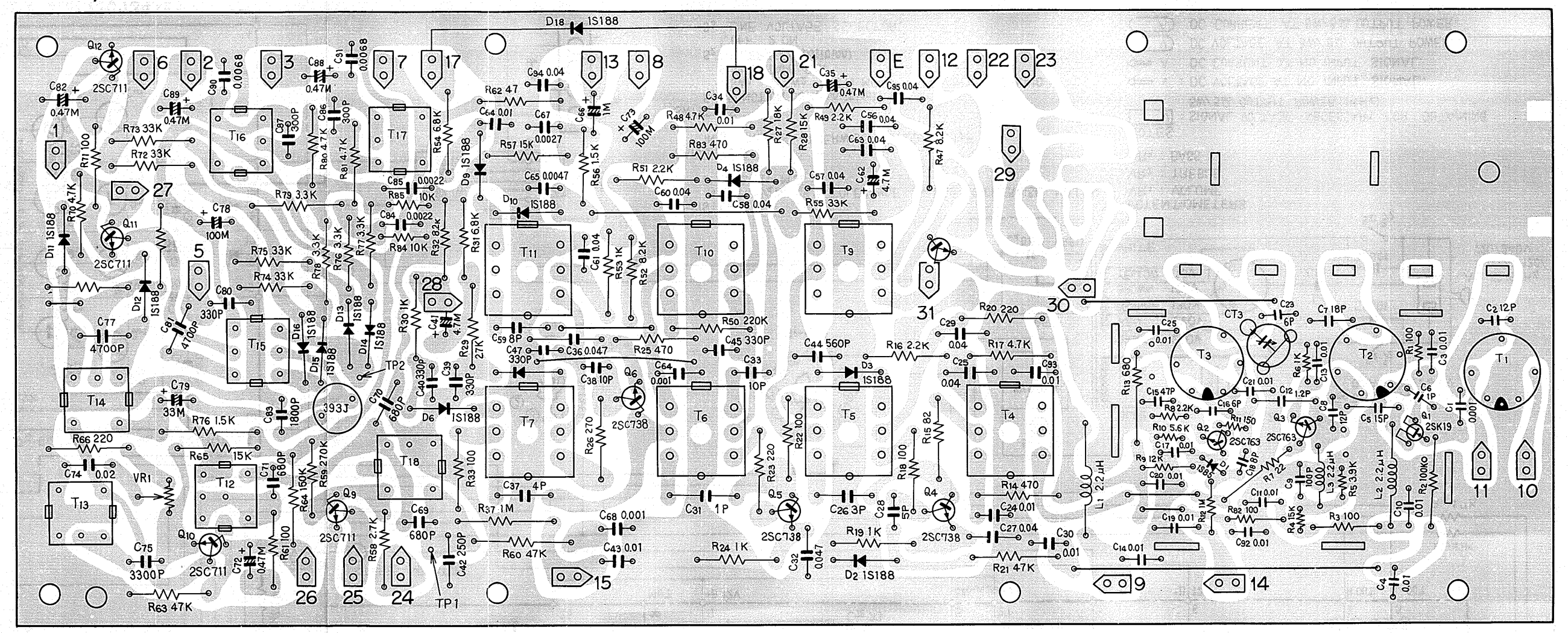

AM front end ass'y AWA-001

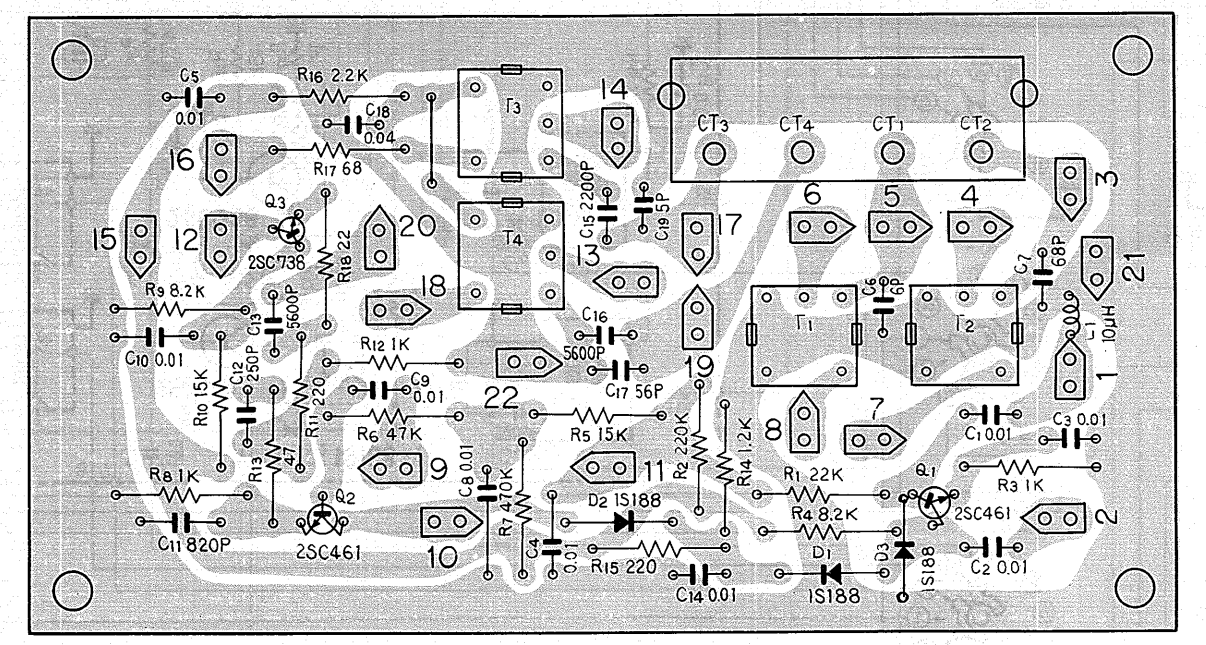

AF amp ass'y W36-007

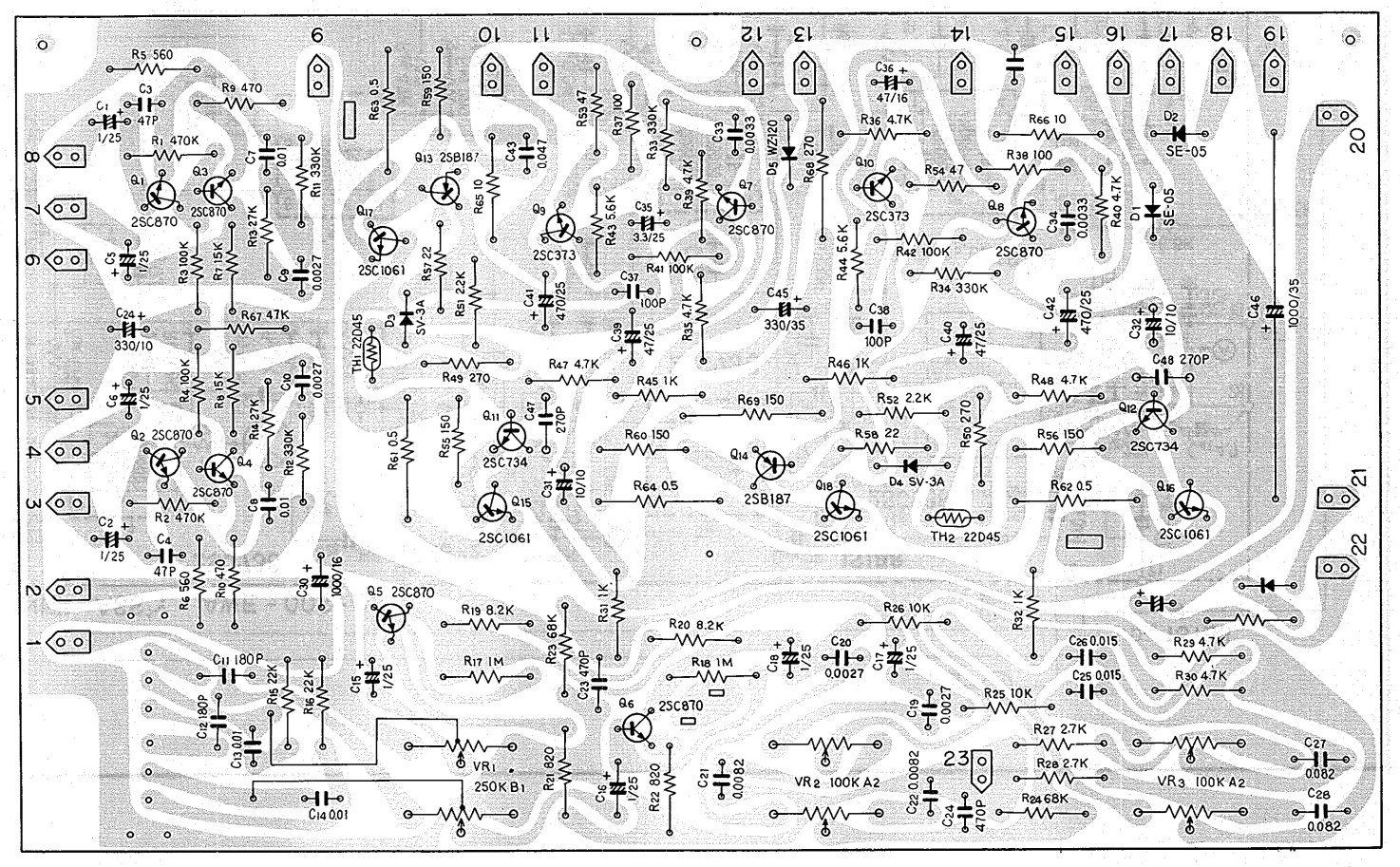

KX-303

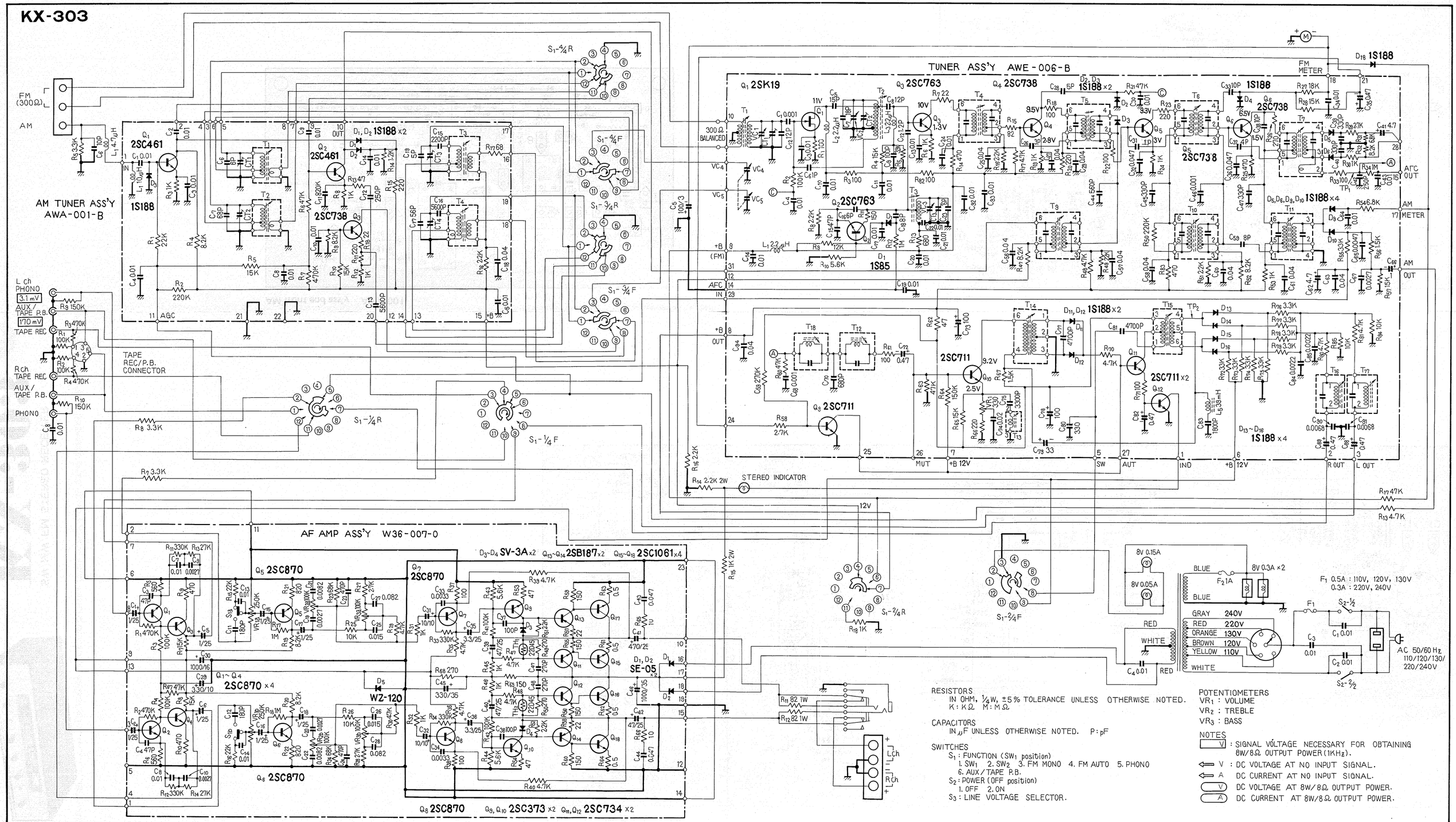
TUNER ASS'Y AWE-006-B
AM TUNER ASS'Y AWA-001-B
AF AMP ASS'Y W36-007-0
FM (300Ω)
AM
300Ω BALANCED
FM METER
AM METER
AFC OUT
AM OUT
L ch PHONO
AUX/TAPE P.B.
TAPE REC
R ch TAPE REC
AUX/TAPE P.B.
PHONO
TAPE REC/P.B. CONNECTOR
STEREO INDICATOR
R OUT
L OUT
MUT
+B 12V
SW
AUT
IND
AGC
AC 50/60 Hz 110/120/130/220/240V
F1 0.5A : 110V, 120V, 130V
0.3A : 220V, 240V
BLUE
GRAY 240V
RED 220V
ORANGE 130V
BROWN 120V
YELLOW 110V
WHITE
8V 0.15A
8V 0.05A
8V 0.3A ×2
Q1 2SK19
Q2 2SC461
Q3 2SC763
Q4 2SC738
Q5 2SC738
Q6 2SC738
Q7 2SC711
Q8 2SC711
Q9 2SC711
Q10 2SC711
Q11 2SC711 ×2
Q12 2SC711
D1, D2 1S188 ×2
D3 1S188
D4 1S188
D5,D6,D8,D10 1S188 ×4
D11, D12 1S188 ×2
D13~D18 1S188 ×4
D18 1S188
D1 1S85
Q1~Q4 2SC870 ×4
Q5 2SC870
Q6 2SC870
Q7 2SC870
Q8 2SC870
D3~D4 SV-3A ×2
Q13~Q14 2SB187 ×2
Q15~Q18 2SC1061 ×4
D1, D2 SE-05 ×2
D5 WZ-120
Q9, Q10 2SC373 ×2
Q11, Q12 2SC734 ×2
S1-¼R
S1-¼F
S1-¾R
S1-¾F
S1-1/4R
S1-1/4F
S1-2/4R
S1-2/4F
S2-1/2
S2-2/2
RESISTORS
IN OHM, 1/4W, ±5% TOLERANCE UNLESS OTHERWISE NOTED.
K: KΩ M: MΩ
CAPACITORS
IN μF UNLESS OTHERWISE NOTED. P: pF
SWITCHES
S1: FUNCTION (SW1 position)
1. SW1 2. SW2 3. FM MONO 4. FM AUTO 5. PHONO
6. AUX/TAPE P.B.
S2: POWER (OFF position)
1. OFF 2. ON
S3: LINE VOLTAGE SELECTOR.
POTENTIOMETERS
VR1 : VOLUME
VR2 : TREBLE
VR3 : BASS
NOTES
V : SIGNAL VOLTAGE NECESSARY FOR OBTAINING 8W/8Ω OUTPUT POWER (1KHz).
V : DC VOLTAGE AT NO INPUT SIGNAL.
A : DC CURRENT AT NO INPUT SIGNAL.
V : DC VOLTAGE AT 8W/8Ω OUTPUT POWER.
A : DC CURRENT AT 8W/8Ω OUTPUT POWER.